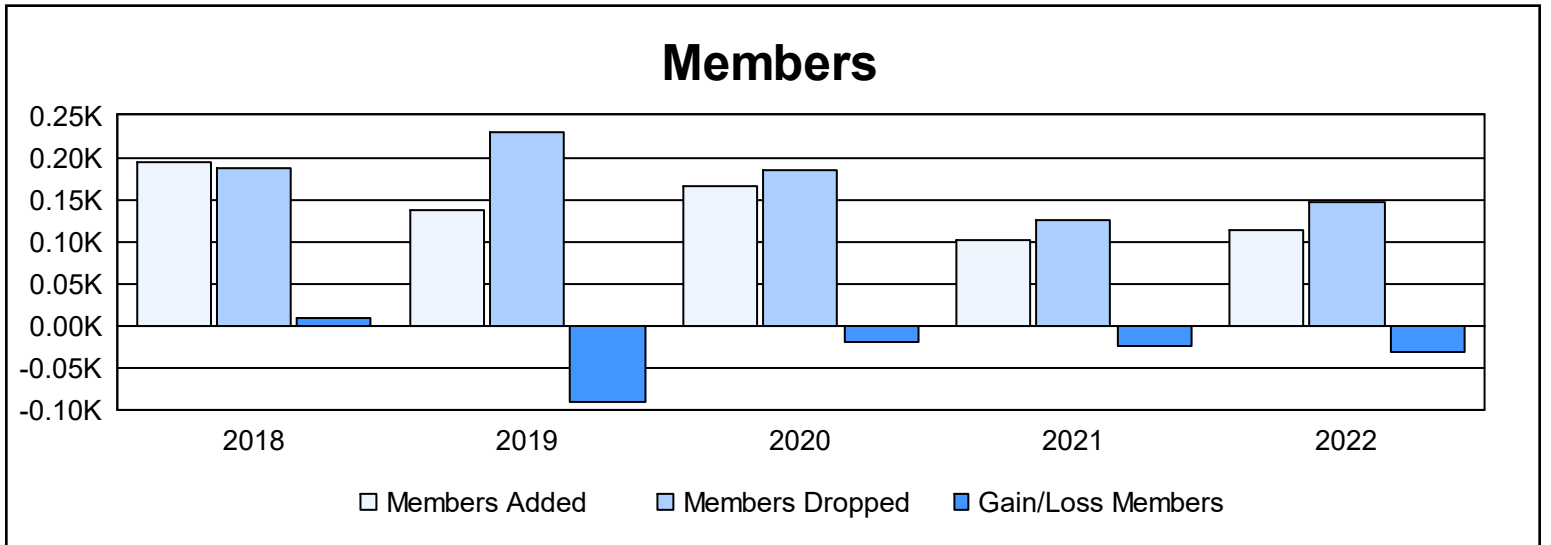
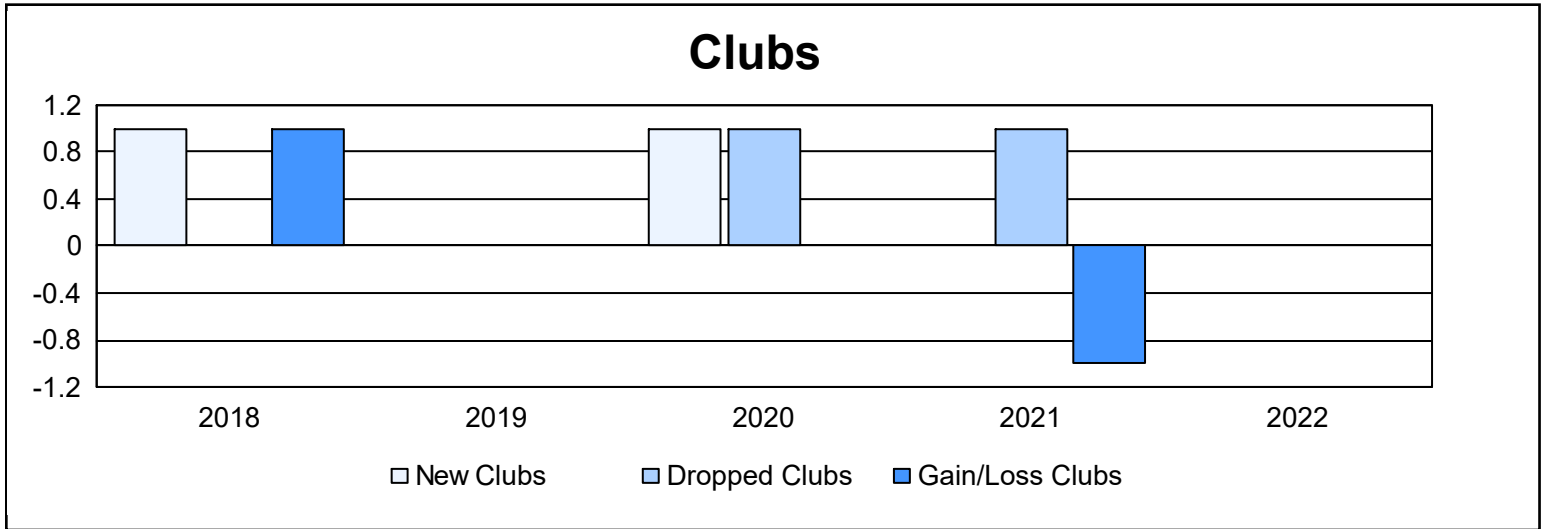
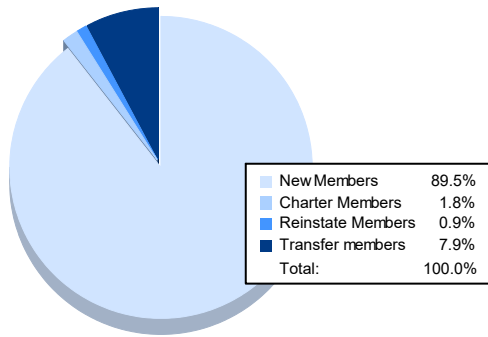


Year	New Clubs	Dropped Clubs	Gain/ Loss Clubs	New Members	Charter Members	Reinstate Members	Transfer Members	Total Member Added	Total Members Dropped	Gain/ Loss Members
2017-2018	1	0	1	146	26	6	17	195	186	9
2018-2019	0	0	0	112	3	3	19	137	229	-92
2019-2020	1	1	0	107	48	3	7	165	184	-19
2020-2021	0	1	-1	85	0	2	14	101	125	-24
2021-2022	0	0	0	102	2	1	9	114	146	-32
<b>Average</b>	<b>0</b>	<b>0</b>	<b>0</b>	<b>110</b>	<b>16</b>	<b>3</b>	<b>13</b>	<b>142</b>	<b>174</b>	<b>-32</b>



### Membership Composition June 2022 Cumulative



### Gender Composition June 2022 Cumulative

